


Spelling and the Writing Process

6th Grade

Writing anything—a friendly letter, a paper for school—usually follows a process. The writing process has five steps. It might look like this if you tried to draw a picture of it:



Part of the writing process forms a loop. That is because not every writing task is the same. It is also because writers often jump back and forth between the steps as they change their minds and think of new ideas.

Here is a description of each step:

PREWRITING This is thinking and planning ahead to help you write.

DRAFTING This means writing your paper for the first time. You usually just try to get your ideas down on paper. You should spell correctly those words that you do know. Attempt to spell those that you don't. You can fix them later.

REVISING This means fixing your final draft. During this step, you rewrite, change, and add words.

EDITING You are ready to edit when you feel you have said all you want to say. Proofread your paper for errors in spelling, grammar, and punctuation. Be sure to use a print or online dictionary to check your spelling.

PUBLISHING This is making a copy of your writing and sharing it with your readers. Put your writing in a form that your readers will enjoy.

Confident spellers are better writers. Confident writers understand their own writing process better. Know how the five steps best fit the way you write.

Being a good speller can help make you a more confident writer. Writing often can make you a better writer. Here are some ideas to get you started.

Narrative writing tells a story about real or imaginary events.

You might...

- write a story about your first visit to someplace new.
- write a story about something that happened in your neighborhood.
- write a story about an experience you've had in sixth grade that you could share with a fifth grader.
- write a story about a time when you did something you thought you could not do.

Argument writing makes a claim and supports it with reasons, examples, and evidence.

You might...

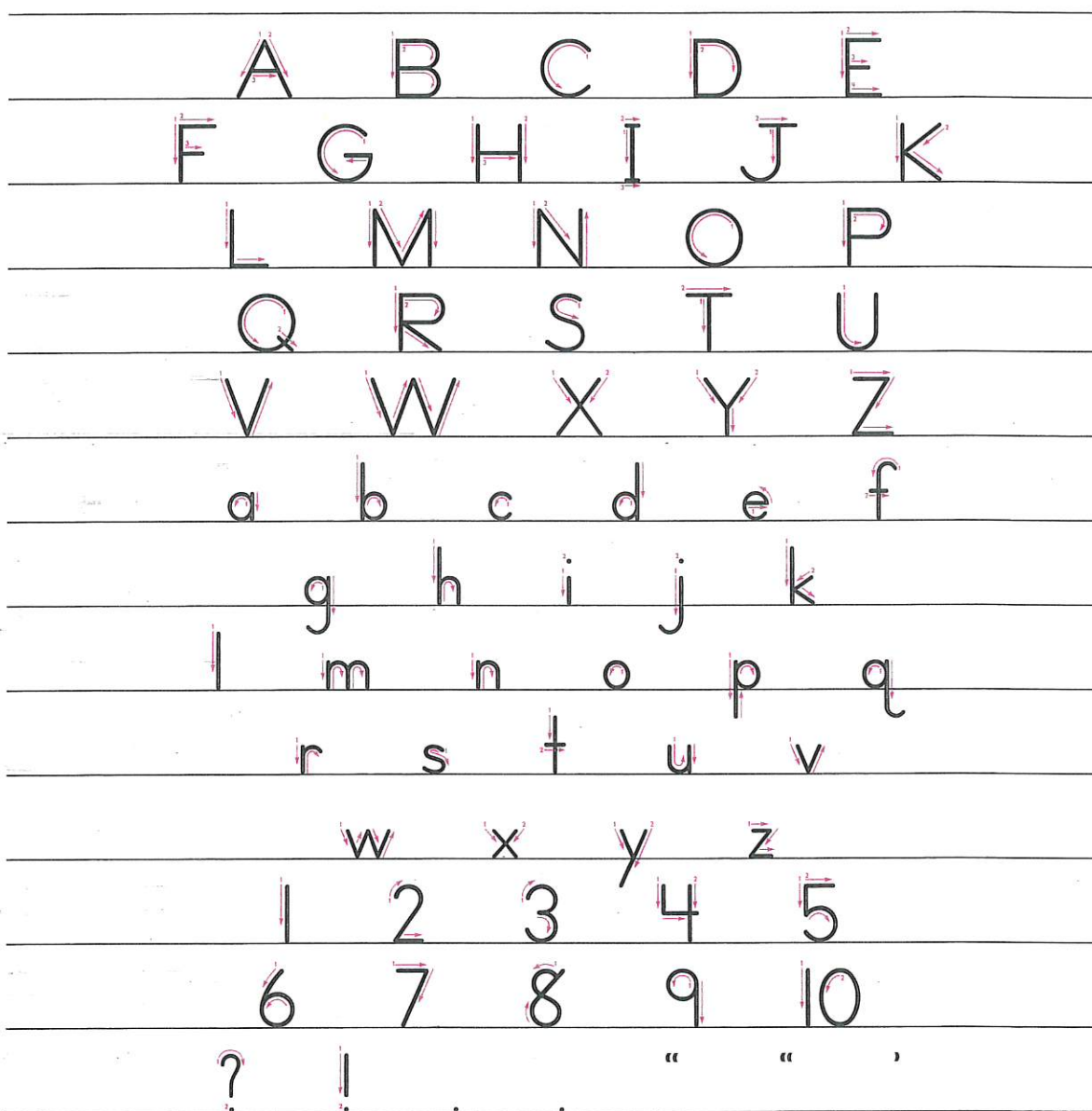
- try to convince your parents to let you purchase a new bicycle.
- try to convince your friends to start a neighborhood recycling program.
- try to convince your school administrators to abolish a rule you disagree with.
- write to convince the United States Congress to establish a new holiday to honor a particular person.

Informative/Explanatory writing tells about a topic, a relationship, or a process.

You might...

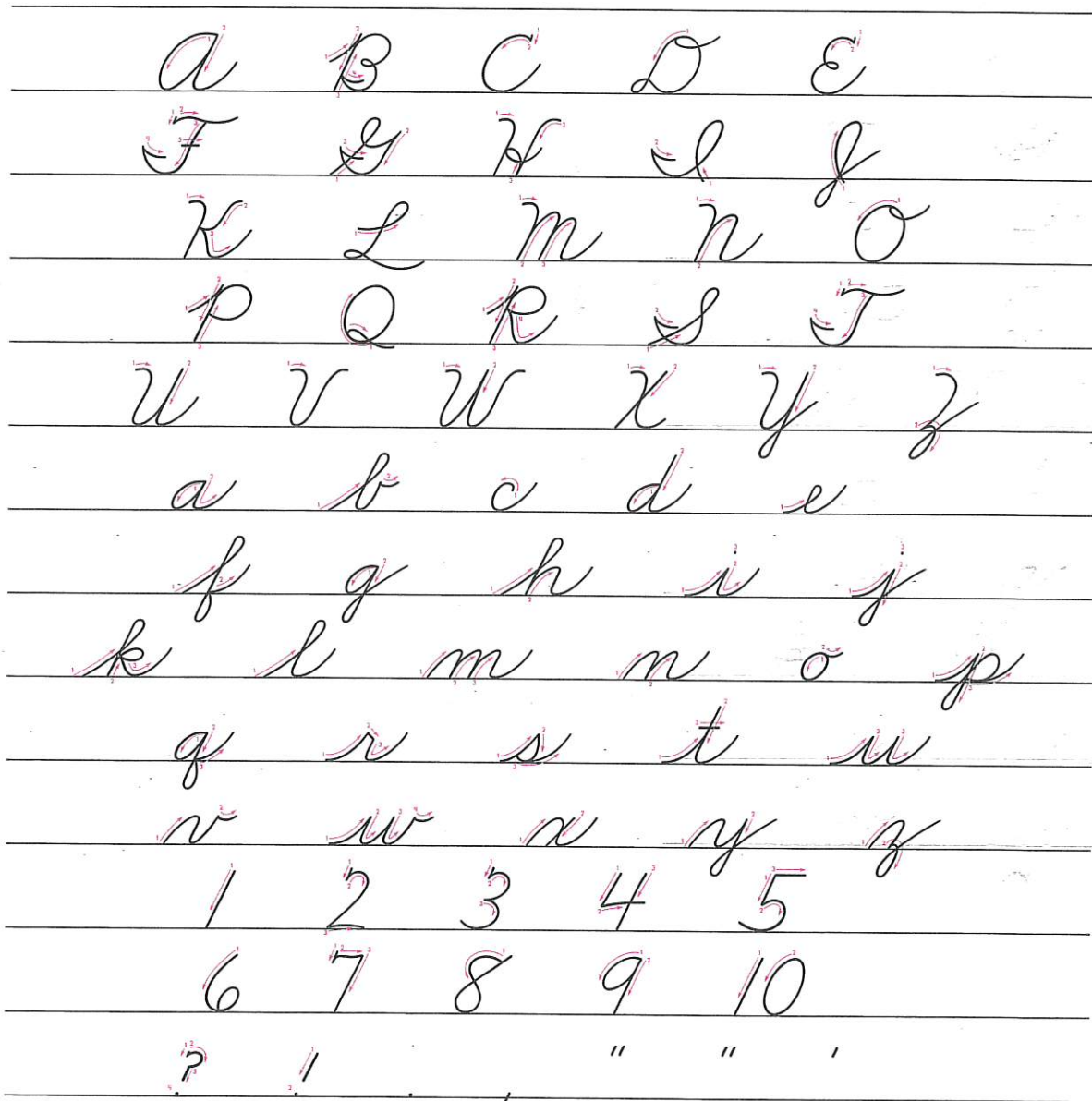
- write a report about the effect of daily exercise on health.
- write about a famous athlete's career.
- inform your classmates on how to ride a bicycle safely.
- describe an unusual or beautiful landscape. Take a photo or sketch the place, and use the image to help you describe it.

Handwriting Models



Cursive

Handwriting Models



High Frequency Writing Words

A

a
about
afraid
after
again
air
all
almost
also
always
am
America
an
and
animal
animals
another
any
anything
are
around
as
ask
asked
at
ate
away

B

baby
back
bad
ball
balloons
baseball

basketball
be
bear
beautiful
because
become
bed
been
before
being
believe
best
better
big
bike
black
boat
book
books
both
boy
boys
bring
broke
brother
build
bus
but
buy
by

C

call
called
came
can
candy

can't
car
care
cars
cat
catch
caught
change
charge
children
Christmas
circus
city
class
clean
clothes
come
comes
coming
could
couldn't
country
cut

D

Dad
day
days
decided
did
didn't
died
different
dinner
do
does
doesn't

dog
dogs
doing
done
don't
door
down
dream

E

each
earth
eat
eighth
else
end
enough
even
every
everybody
everyone
everything
except
eyes

F

family
fast
father
favorite
feel
feet
fell
few
field
fight

finally
find
fire
first
fish
five
fix
food
football
for
found
four
free
Friday
friend
friends
from
front
fun
funny
future

G

game
games
gas
gave
get
gets
getting
girl
girls
give
go
God
goes
going

good
got
grade
grader
great
ground
grow

H

had
hair
half
happened
happy
hard
has
have
having
he
head
heard
help
her
here
he's
high
hill
him
his
hit
home
homework
hope
horse
horses
hot
hour
house

how
hurt

I

I
I'd
if
I'm
important
in
into
is
it
its
it's

J

job
jump
just

K

keep
kept
kids
killed
kind
knew
know

L

lady
land
last
later
learn
leave

left
let
let's
life
like
liked
likes
little
live
lived
lives
long
look
looked
looking
lost
lot
lots
love
lunch

M

mad
made
make
making
man
many
math
may
maybe
me
mean
men
might
miss
Mom
money

more
morning
most
mother
mouse
move
Mr.
Mrs.
much
music
must
my
myself

N

name
named
need
never
new
next
nice
night
no
not
nothing
now

O

of
off
oh
OK
old
on
once
one

only
or
other
our
out
outside
over
own

P

parents
park
party
people
person
pick
place
planet
play
played
playing
police
president
pretty
probably
problem
put

R

ran
read
ready
real
really
reason
red
responsibilities

High Frequency Writing Words

continued

rest
ride
riding
right
room
rules
run
running

S

said
same
saw
say
scared
school
schools
sea
second
see
seen
set
seventh
she
ship
shot
should
show
sick
since
sister
sit
sleep
small
snow
so

some
someone
something
sometimes
soon
space
sport
sports
start
started
states
stay
still
stop
stopped
store
story
street
stuff
such
sudden
suddenly
summer
sure
swimming

T

take
talk
talking
teach
teacher
teachers
team
tell
than

Thanksgiving
that
that's
the
their
them
then
there
these
they
they're
thing
things
think
this
thought
three
through
throw
time
times
to
today
together
told
too
took
top
tree
trees
tried
trip
trouble
try
trying
turn
turned

TV
two

U

united
until
up
upon
us
use
used

V

very

W

walk
walked
walking
want
wanted
war
was
wasn't
watch
water
way
we
week
weeks
well
went
were
what
when

where
which
while
white
who
whole
why
will
win
winter
wish
with
without
woke
won
won't
work
world
would
wouldn't

Y

yard
year
years
yes
you
your
you're